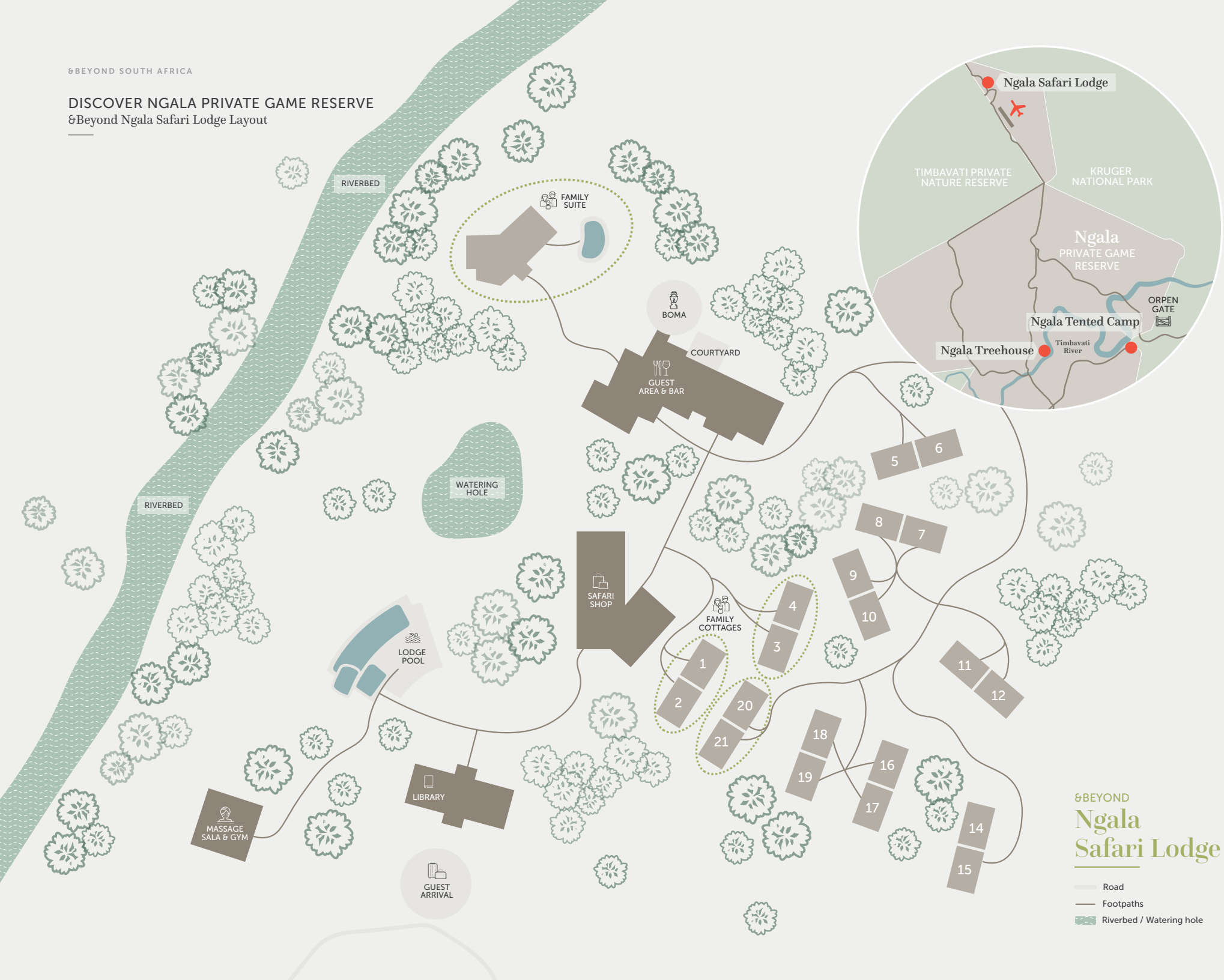


&BEYOND NGALA SAFARI LODGE

# Ngala Safari rooms



DISCOVER NGALA PRIVATE GAME RESERVE  
&Beyond Ngala Safari Lodge Layout




## DISCOVER NGALA PRIVATE GAME RESERVE

&Beyond Ngala Safari Lodge accommodation

# Sheer safari elegance

The spectacular accommodation options of Ngala Safari Lodge offer a contemporary take on safaris of old; mixing a luxuriously spacious and modern design with evocative accessories.



DISCOVER NGALA PRIVATE GAME RESERVE  
&Beyond Ngala Safari Lodge accommodation

COTTAGE

20 cottages / Maximum 2 guests in each cottage

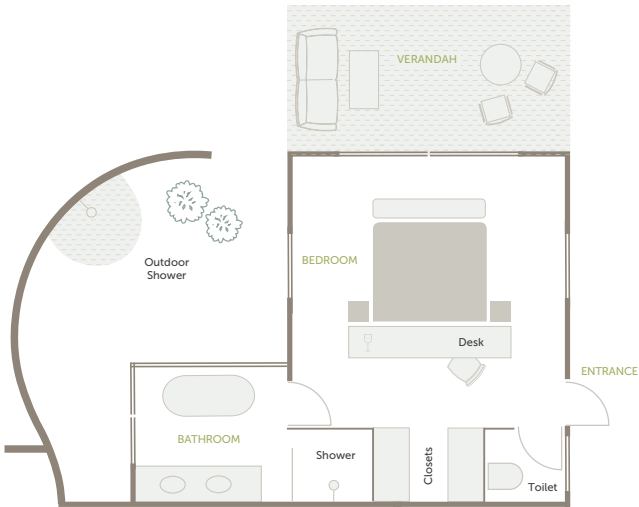


**A CLASSIC SAFARI**  
&Beyond Ngala Safari Lodge boasts 20 classic thatched cottages, each exuding a romantic colonial ambience with nostalgic safari memorabilia throughout.

Each cottage boasts a luxurious ensuite bathroom, complete with a bath chamber and double showers (indoor and outdoor). Comfortable lounge chairs on private verandas allow for post-safari contemplation or even an afternoon siesta.

ROOM FACILITIES

Room sizes (Square meters)	48m <sup>2</sup>
Private veranda	Yes (Some rooms may overlook walkways)
Private plunge pool	No
Personal bar	Yes
Personal coffee station	Yes
Air conditioning / heating	Yes
Overhead fans	Yes
Mosquito nets	No (sealed room)
Bath	Yes
Shower	Yes, indoor and outdoor
Seperate W.C	Yes
Telephone	Yes
Hairdryer	Yes
Internet access	Yes
In-room safe	Yes
Plug type	220V AC Plug Type C, D, M, N Adapters available
Triple bed option	1 triple room only
Twin bed option	Yes
Double bed option	Yes
Accessibility	Yes, with assistance

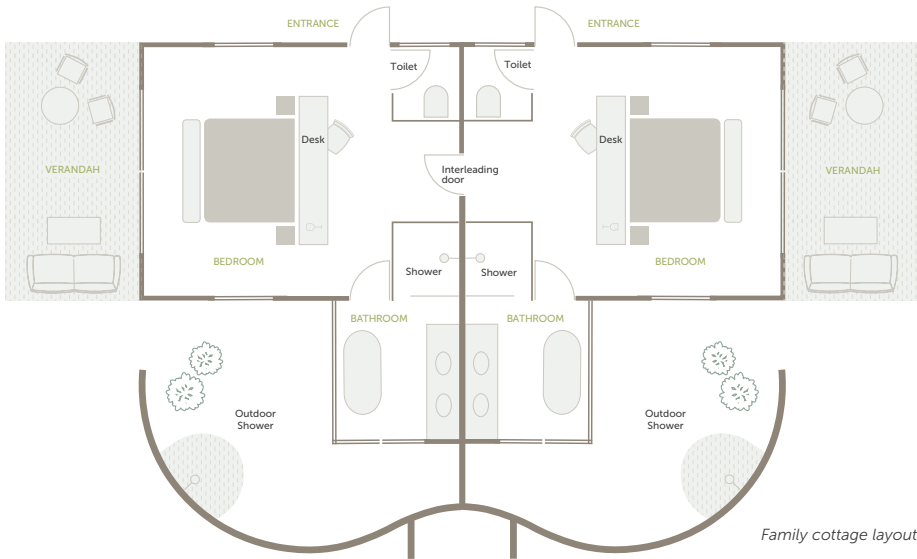


Typical cottage layout

DISCOVER NGALA PRIVATE GAME RESERVE  
&Beyond Ngala Safari Lodge accommodation

FAMILY COTTAGES

3 family cottages / Maximum 2 adults and 2 children in each family cottage



**SAFARI RECONNECTION**  
&Beyond Ngala Safari Lodge boasts three family cottages, each consisting of two identical regular cottages that are conveniently interlinked via a door, behind the beds, for easy access. The cottages each have an ensuite bathroom, with a bath, indoor and additional alfresco shower. Beds are convertible to twin. The family cottages can accommodate a maximum of two adults and two children.

ROOM FACILITIES

Room sizes (Square meters)	96m <sup>2</sup>
Private veranda	Yes (Some rooms may overlook walkways)
Private plunge pool	No
Personal bar	Yes
Personal coffee station	Yes
Air conditioning / heating	Yes
Overhead fans	Yes
Mosquito nets	No (sealed room)
Bath	No
Shower	Yes, Indoor and outdoor shower
Seperate W.C	Yes
Telephone	Yes
Hairdryer	Yes
Internet access	Yes
In-room safe	Yes
Plug type	220V AC Plug Type C, D, M, N Adapters available
Triple bed option	No
Twin bed option	Yes
Double bed option	Yes
Accessibility	Yes, with assistance

DISCOVER NGALA PRIVATE GAME RESERVE  
&Beyond Ngala Safari Lodge accommodation

FAMILY SUITE

1 suite / Maximum 2 adults and 2 children (1 adult room & 1 childrens room)

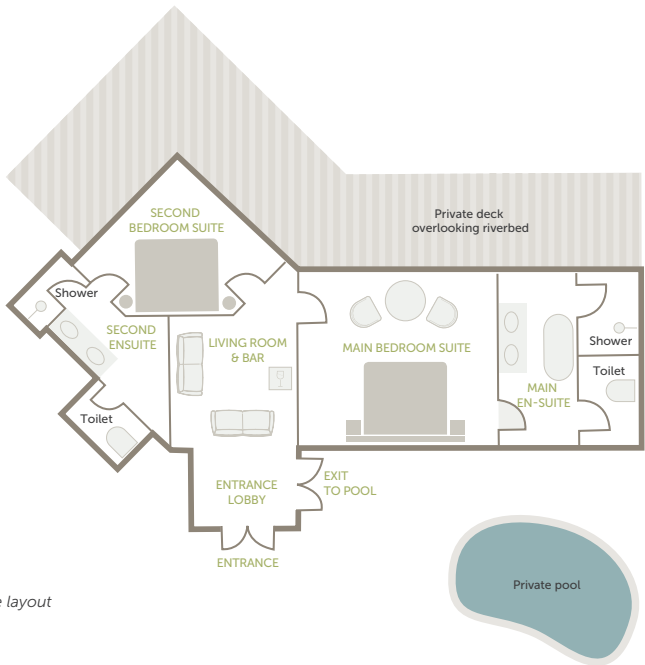


RIVERBED VIEWS

The family suite at &Beyond Ngala Safari Lodge consists of two ensuite bedrooms, a cosy dining area and a full-sized private swimming pool. It is the only guest suite at the lodge with views of the Maponi riverbed. During your stay, you will have access to a dedicated butler, a ranger and tracker team and a private safari vehicle.

ROOM FACILITIES

Room sizes (Square meters)	98m <sup>2</sup>
Private veranda	Yes
Private pool	Yes
Personal bar	Yes
Personal coffee station	Yes
Air conditioning / heating	Yes
Overhead fans	Yes
Mosquito nets	No (sealed room)
Bath	Yes
Shower	Yes, Indoor only
Seperate W.C	Yes
Telephone	Yes
Hairdryer	Yes
Internet access	Yes
In-room safe	Yes
Plug type	220V AC Plug Type C, D, M, N Adapters available
Triple bed option	No
Twin bed option	Yes
Double bed option	Yes
Accessibility	Yes, with assistance



Family suite layout